





Stahl- & Edelstahl-Schneidringverschraubungen ISO 8434-1

Schweißnippel mit O-Ring-Abdichtung


Typ Stahl phosphatiert	Typ 1.4571 	Rohr Ø außen x Wandstärke	Typ Stahl phosphatiert	Typ 1.4571 	Rohr Ø außen x Wandstärke
---	SKA 6x1,5 ES	6 x 1,5	SKA 20x4	SKA 20x4 ES	20 x 4
---	SKA 8x1,5 ES	8 x 1,5	SKA 22x2,5	SKA 22x2,5 ES	22 x 2,5
SKA 8x2	SKA 8x2 ES	8 x 2	SKA 25x3	SKA 25x3 ES	25 x 3
SKA 10x1,5	---	10 x 1,5	SKA 25x4	SKA 25x4 ES	25 x 4
SKA 10x2	SKA 10x2 ES	10 x 2	SKA 25x5	SKA 25x5 ES	25 x 5
SKA 12x1,5	SKA 12x1,5 ES	12 x 1,5	SKA 28x2,5	SKA 28x2,5 ES	28 x 2,5
SKA 12x2	SKA 12x2 ES	12 x 2	---	SKA 28x3 ES	28 x 3
SKA 12x2,5	SKA 12x2,5 ES	12 x 2,5	SKA 30x3	SKA 30x3 ES	30 x 3
---	SKA 14x2 ES	14 x 2	SKA 30x4	SKA 30x4 ES	30 x 4
SKA 14x3	SKA 14x3 ES	14 x 3	SKA 30x5	SKA 30x5 ES	30 x 5
---	SKA 15x2 ES	15 x 2	SKA 30x6	SKA 30x6 ES	30 x 6
SKA 15x2,5	SKA 15x2,5 ES	15 x 2,5	---	SKA 35x4 ES	35 x 4
SKA 16x2	SKA 16x2 ES	16 x 2	SKA 38x3	SKA 38x3 ES	38 x 3
SKA 16x2,5	SKA 16x2,5 ES	16 x 2,5	---	SKA 38x4 ES	38 x 4
SKA 16x3	SKA 16x3 ES	16 x 3	SKA 38x5	SKA 38x5 ES	38 x 5
SKA 18x2,5	SKA 18x2,5 ES	18 x 2,5	SKA 38x6	SKA 38x6 ES	38 x 6
SKA 20x2	SKA 20x2 ES	20 x 2	SKA 42x3	SKA 42x3 ES	42 x 3
SKA 20x2,5	SKA 20x2,5 ES	20 x 2,5	---	SKA 42x4 ES	42 x 4
SKA 20x3	SKA 20x3 ES	20 x 3			



Winkel-Anschweißverschraubungen

Typ Stahl phosphatiert	Typ 1.4571 	Typ Klemmring 1.4571 (NC) 	Rohr Ø außen	Gewinde der Überwurfmutter
leichte Baureihe				
WAS 6 L	WAS 6 L ES	WAS 6 L NC	6 L	M 12 x 1,5
WAS 8 L	WAS 8 L ES	WAS 8 L NC	8 L	M 14 x 1,5
WAS 10 L	WAS 10 L ES	WAS 10 L NC	10 L	M 16 x 1,5
WAS 12 L	WAS 12 L ES	WAS 12 L NC	12 L	M 18 x 1,5
WAS 15 L	WAS 15 L ES	WAS 15 L NC	15 L	M 22 x 1,5
WAS 18 L	WAS 18 L ES	WAS 18 L NC	18 L	M 26 x 1,5
WAS 22 L	WAS 22 L ES	WAS 22 L NC	22 L	M 30 x 2
WAS 28 L	WAS 28 L ES	---	28 L	M 36 x 2
WAS 35 L	WAS 35 L ES	---	35 L	M 45 x 2
WAS 42 L	WAS 42 L ES	---	42 L	M 52 x 2
schwere Baureihe				
WAS 6 S	WAS 6 S ES	WAS 6 S NC	6 S	M 14 x 1,5
WAS 8 S	WAS 8 S ES	WAS 8 S NC	8 S	M 16 x 1,5
WAS 10 S	WAS 10 S ES	WAS 10 S NC	10 S	M 18 x 1,5
WAS 12 S	WAS 12 S ES	WAS 12 S NC	12 S	M 20 x 1,5
WAS 14 S	WAS 14 S ES	WAS 14 S NC	14 S	M 22 x 1,5
WAS 16 S	WAS 16 S ES	WAS 16 S NC	16 S	M 24 x 1,5
WAS 20 S	WAS 20 S ES	WAS 20 S NC	20 S	M 30 x 2
WAS 25 S	WAS 25 S ES	WAS 25 S NC	25 S	M 36 x 2
WAS 30 S	WAS 30 S ES	---	30 S	M 42 x 2
WAS 38 S	WAS 38 S ES	---	38 S	M 52 x 2



 Wünschen Sie eine Verschraubung ohne Mutter und Schneidring, dann setzen Sie bitte ein „X“ vor die Bestellnummer.

O-Ringe für Dichtkegelverschraubungen und Schweißnippel

Temperaturbereich: NBR: -20°C bis max. +80°C, Viton: -20°C bis max. +200°C

Typ NBR	Typ Viton	für Rohrverschraubung	Typ NBR	Typ Viton	für Rohrverschraubung
ORING 6 P	ORING 6 V	6 L / 6 S	ORING 20 P	ORING 20 V	20 S
ORING 8 P	ORING 8 V	8 L / 8 S	ORING 22 P	ORING 22 V	22 L
ORING 10 P	ORING 10 V	10 L / 10 S	ORING 25 P	ORING 25 V	25 S
ORING 12 P	ORING 12 V	12 L / 12 S	ORING 28 P	ORING 28 V	28 L
ORING 14 P	ORING 14 V	14 S	ORING 30 P	ORING 30 V	30 S
ORING 15 P	ORING 15 V	15 L	ORING 35 P	ORING 35 V	35 L
ORING 16 P	ORING 16 V	16 S	ORING 38 P	ORING 38 V	38 S
ORING 18 P	ORING 18 V	18 L	ORING 42 P	ORING 42 V	42 L

